

BlendKit2015 Orientation Webinar: Participant Poll

online.ucf.edu/blendkit_poll

MOOC Success Strategies

1. Plan your time.
2. Get involved.
3. Write about your MOOC.
4. Celebrate weekly success.

Participating in BlendKit

- Completers
- Participants
- Auditors

Weekly Topic Badges



ASSESSMENT



DESIGN



CONTENT



QUALITY



INTERACTION

BlendKit Completion Badge



EDUCAUSE Badge/Certificate

To receive the Badge/Certificate:

- Earn the BlendKit Completion Badge
- Submit Portfolio
- Pass portfolio submission
- Pay small fee

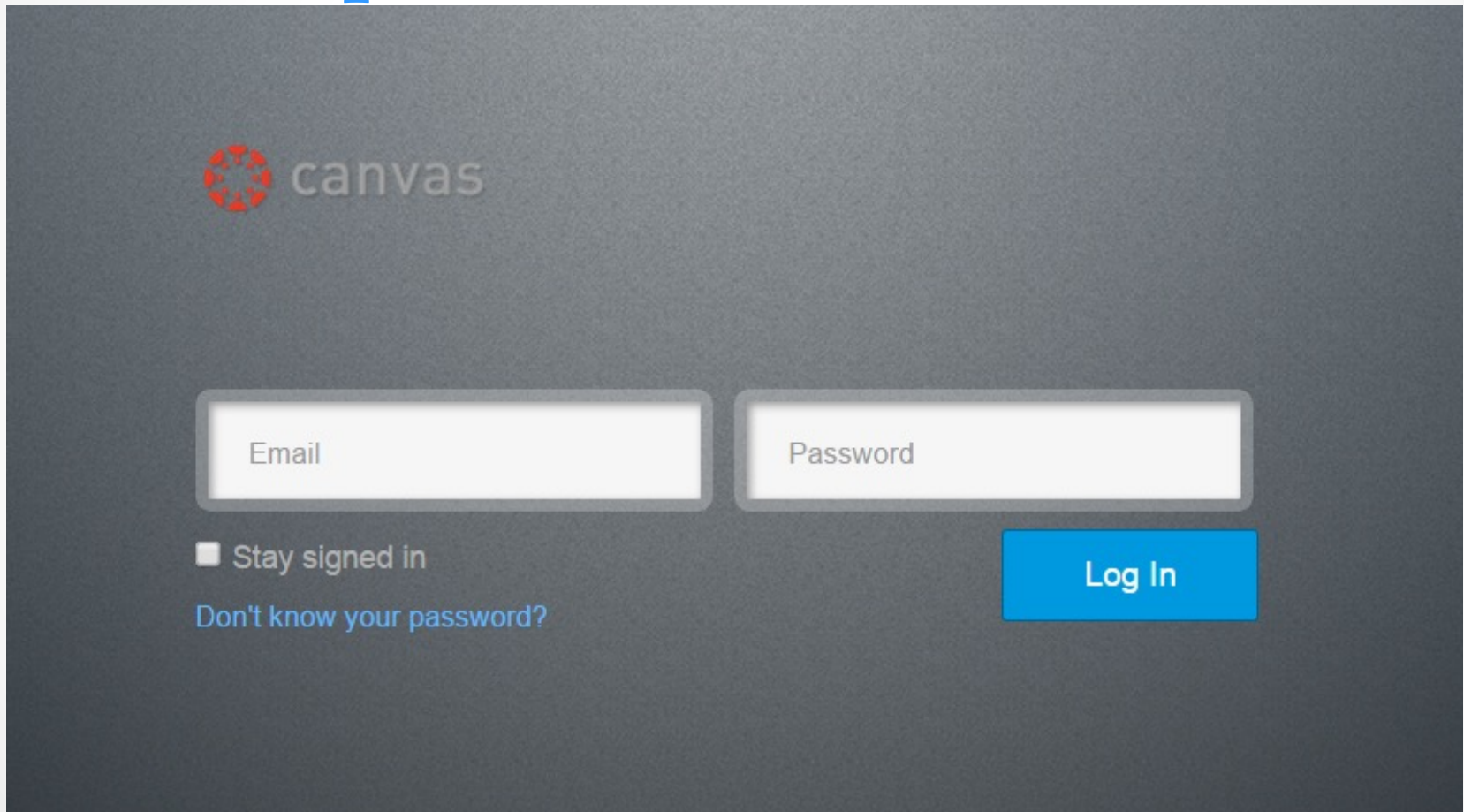


You will receive:

- EDUCAUSE Badge
- Certificate



Signing In (<http://learn.canvas.net>)



The image shows the login page of the Canvas LMS. It features a dark gray background with the Canvas logo (a red circular icon with white dots) and the word "canvas" in a light gray font. Below the logo, there are two white input fields with gray borders. The first field is labeled "Email" and the second is labeled "Password". Below the "Email" field, there is a checkbox labeled "Stay signed in" and a link that says "Don't know your password?". To the right of these fields is a blue button with the text "Log In" in white.

canvas

Email

Password

☐ Stay signed in

[Don't know your password?](#)

Log In

www.canvas.net



[Offer a Course](#) | [About Us](#) | [Institutions](#) | [Login](#)

YOUR BRAIN REALLY, REALLY WANTS TO BE

DON'T MAKE IT BEG. THAT'S JUST MEANINGLESS. THE ANSWER IS...

Blendkit2015

SEARCH OUR CATALOG

Search

FREE



College Readiness: Reading, Writing, and Math

This game-based course provides prospective students with a primer in college level reading, writing, and mathematics. Whether preparing to take a standardized placement test or simply improving readiness to handle college-level work, this course can help student build mastery and...

ARROWARD

FREE



Science Fiction/Science Fact: Questions and Answers

What do scientists actually do? How do they join forces with other scientists? In this short course, you will learn what it means to follow the scientific process. Get ready to jump into data collection and actual experimentation and walk away with an understanding of what it means to be a scientist in today's...

UIC



Science Fiction/Science Fact: Superheroes and Physics

Superheroes! In this course, discover how superpowers are both good and bad examples of physics, chemistry and biology at work.

UIC

FREE

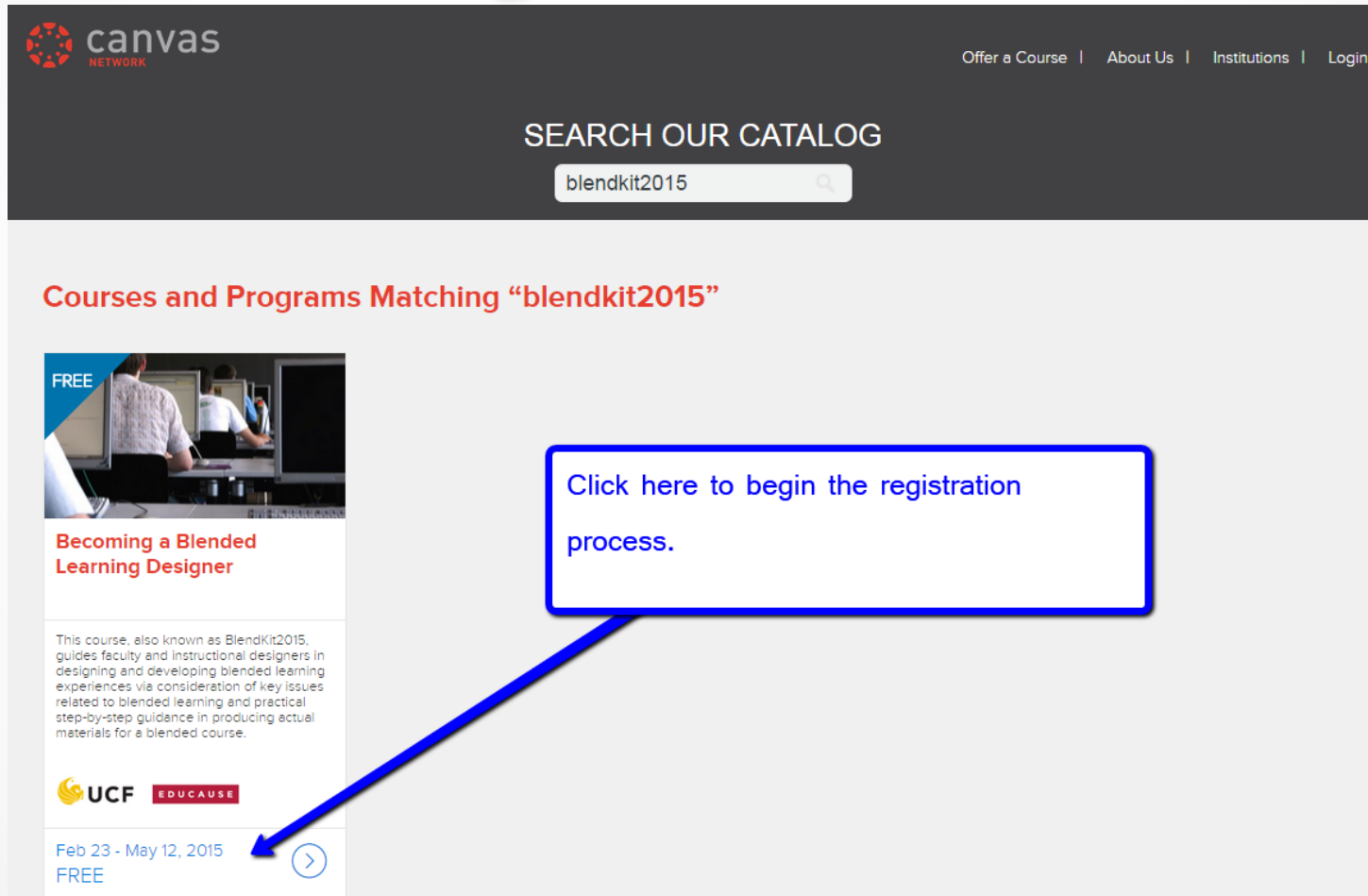


Becoming a Blended Learning Designer

This course, also known as BlendKit2015, guides faculty and instructional designers in designing and developing blended learning experiences via consideration of key issues related to blended learning and practical step-by-step guidance in producing actual materials for a blended course.

UIC

Registration



The screenshot shows the Canvas Network website. At the top, the Canvas Network logo is on the left, and navigation links "Offer a Course", "About Us", "Institutions", and "Login" are on the right. Below the navigation bar is a dark gray search bar with the text "SEARCH OUR CATALOG" and a search input field containing "blendkit2015". Below the search bar, the heading "Courses and Programs Matching 'blendkit2015'" is displayed. A course card for "Becoming a Blended Learning Designer" is shown. The card features a "FREE" badge, a photo of people in a classroom, and a description of the course. At the bottom of the card, it says "Feb 23 - May 12, 2015" and "FREE". A blue arrow points from a callout box to the right side of the course card. The callout box contains the text "Click here to begin the registration process." and a right-pointing arrow icon.

canvas
NETWORK

Offer a Course | About Us | Institutions | Login

SEARCH OUR CATALOG

blendkit2015

Courses and Programs Matching "blendkit2015"

FREE

Becoming a Blended Learning Designer

This course, also known as BlendKit2015, guides faculty and instructional designers in designing and developing blended learning experiences via consideration of key issues related to blended learning and practical step-by-step guidance in producing actual materials for a blended course.

UCF EDUCAUSE

Feb 23 - May 12, 2015
FREE

Click here to begin the registration process.

Suggested Key Access Point

canvas
NETWORK

Courses ▾ Grades Calendar Course Catalog

**CN-1689-
BLENDKIT2015**
2015-Q1

Home
Announcements
Modules
Assignments
Discussions
Grades
People
Chat
Collaborations
Pages
Outcomes
Quizzes
Syllabus
Files
Conferences
Settings

🏠 > CN-1689-BLENDKIT2015


THIS COURSE IS PRIVATE. Only Teachers Can See This Course.

Getting started, Canvas Orientation, Schedule, Learning Activities, Information on badges and Credential information.....

Setting up your course? Checklist

Becoming a Blended Learning Designer

Welcome to BlendKit2015!



Starting Point

The screenshot displays the Canvas LMS interface for the course CN-1689-BLENDKIT2015. The top navigation bar includes the Canvas logo, course name, and links for Courses, Grades, Calendar, and Course Catalog. The user's name, Rohan Jowallah, and links for Inbox, Settings, Logout, and Help are also present. The left sidebar lists various course components: Home, Announcements, Modules, Assignments, Discussions, Grades, People, Chat, Collaborations, Pages, Outcomes, Quizzes, Syllabus, Files, Conferences, and Settings. The main content area is titled 'Start Here' and features three green header cards: 'Notifications', 'Announcements', and 'BlendKit2015 Orientation'. The 'Notifications' section includes a paragraph about setting notifications and a warning about Canvas guides. The 'Announcements' section mentions weekly guiding messages. The 'BlendKit2015 Orientation' section is currently empty. A large green rectangular box is drawn around the bottom half of the page content, encompassing the 'BlendKit2015 Orientation' section and the bottom portion of the 'Announcements' section.

canvas NETWORK

Courses ▾ Grades Calendar Course Catalog

Rohan Jowallah Inbox Settings Logout Help

CN-1689-BLENDKIT2015 2015-Q1

Home

Announcements

Modules

Assignments

Discussions

Grades

People

Chat

Collaborations

Pages

Outcomes

Quizzes

Syllabus

Files

Conferences

Settings

★ > CN-1689-BLENDKIT2015 > Pages > Start Here

View All Pages

Published Edit ⚙

Start Here

Notifications

If you have never used Canvas, the first thing you want to do is set your Notifications. You may choose to receive instant, daily, or weekly notifications from the course and the types of notifications you would like to receive. For help, go to the Canvas notification guide at: [How do I set my Notification Preferences?](#)

Warning: If a Canvas guide replaces the content in this window, click on the Back arrow.

We would also recommend reviewing the [Canvas Network Student Orientation](#).

Announcements

Weekly guiding messages and periodic updates will be posted by the facilitators to the "Announcements" area within Canvas. If you have just joined the course, you might wish to review the existing announcements. Depending upon the Notification settings you have chosen (see above), you should receive future announcements at the frequency and via the method you've chosen. (For "Announcements" we would recommend "immediately" as an appropriate frequency.)

BlendKit2015 Orientation

Modules

N-1689-LENDKIT2015

15-Q1

ome

nnouncements

odules

ssignments

scussions

rades

ople

nat

ollaborations

ages

utcomes

uizzes

yllabus

les

onferences

ettings

🏠 > CN-1689-BLENDKIT2015 > Modules

View Progress

+ Module

☰ ▾ Get Started

🟢 + ⚙️ ▾

☰ 📄 Start Here

must view the page

🟢 ⚙️ ▾

☰ 📄 Canvas Student Orientation

🟢 ⚙️ ▾

☰ 🎧 Welcome to BlendKit2015 on Canvas Network - Demographic Survey

Mar 2 0 pts 🟢 ⚙️ ▾

☰ 📄 Course Syllabus

🟢 ⚙️ ▾

☰ 🔗 BlendKit 2015 Schedule

🟢 ⚙️ ▾

☰ 🔗 Learning Activities

🟢 ⚙️ ▾

☰ 🔗 Badges for Course Completion

🟢 ⚙️ ▾

☰ 📄 University of Central Florida (UCF) and EDUCAUSE Credential

🟢 ⚙️ ▾

☰ ▾ Orientation

🟢 + ⚙️ ▾

☰ 📄 Orientation Webinar

must view the page

🟢 ⚙️ ▾

☰ ▾ Week 01: Understanding Blended Learning

🟢 + ⚙️ ▾

☰ 🔗 Week 01 Activities

must view the page

🟢 ⚙️ ▾

☰ 📄 Reading Reaction: Chapter 01

Mar 2 0 pts 🟢 ⚙️ ▾

Weekly Schedule

canvas
NETWORK

[Courses](#)
[Grades](#)
[Calendar](#)
[Course Catalog](#)

[Rohan Jowallah](#)
[Inbox](#)
[Settings](#)
[Logout](#)
[Help](#)

[CN-1689-BLENDKIT2015](#)
[2015-Q1](#)
[Home](#)
[Announcements](#)
[Modules](#)
[Assignments](#)
[Discussions](#)
[Grades](#)
[People](#)
[Chat](#)
[Colla](#)
[Pag](#)
[Outcom](#)
[Quizzes](#)
[Syllabus](#)
[Files](#)
[Conferences](#)
[Settings](#)

[CN-1689-BLENDKIT2015](#)
[Modules](#)
[Get Started](#)
[BlendKit 2015 Schedule](#)

BlendKit 2015 Schedule

[MORNING BLEND](#)
[PROCESS](#)
[MODEL COURSES](#)
[EFFECTIVE PRACTICES](#)
[EVALUATION RESOURCES](#)
[FACULTY DEVELOPMENT](#)
[RESEARCH](#)
[ABOUT](#)

Schedule

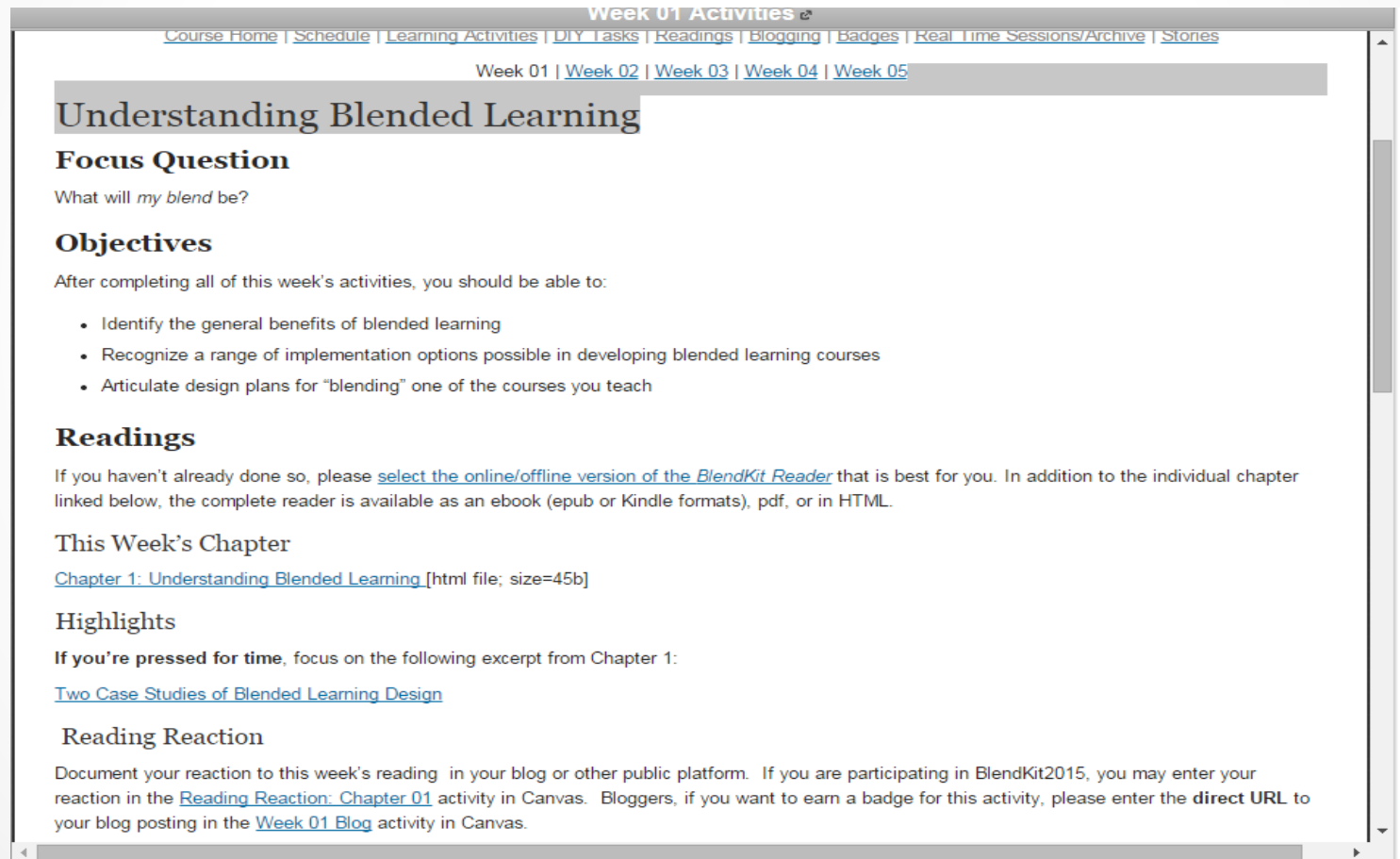
[Schedule](#) | [Learning Activities](#) | [DIY Tasks](#) | [Readings](#) | [Blogging](#) | [Badges](#) | [Real Time Sessions/Archive](#) | [Stories](#)

The following Schedule is suggested as a guide for individuals or groups wishing to work through the BlendKit course materials on their own. Specific dates will appear in the Schedule for all facilitated open online course offerings.

Week	Topic	Focus Question	Do-It-Yourself Project Deliverables	Real Time Sessions
(2/23-3/2) Mon-Mon	Orientation			2/23/2015 2pm(US EDT; -4 UTC)
01 (2/23-3/2) Mon-Mon	Understanding Blended Learning Week 01 Readings Week 01 Activities	What will <i>my blend</i> be? Blog It	Course Blueprint Mix Map	3/2/2015 2pm (US EDT; -4 UTC) Featuring: View Archived Session Recording View Visuals
02 (3/2-3/9) Mon-Mon	Blended Interactions Week 02 Readings Week 02 Activities	How and when will students and I interact? Blog It	Draft Schedule, Syllabus, and Protocols Module Interaction Worksheet	3/9/2015 2pm (US EDT; -4 UTC) Featuring: View Archived Session Recording View Visuals

Week 01. We're starting today with "Understanding Blended Learning."

Participating in BlendKit



The screenshot shows a web page titled "Week 01 Activities" with a navigation bar at the top containing links: Course Home, Schedule, Learning Activities, DIY Tasks, Readings, Blogging, Badges, Real Time Sessions/Archive, and Stories. Below the navigation bar, a breadcrumb trail shows "Week 01 | Week 02 | Week 03 | Week 04 | Week 05". The main content area is titled "Understanding Blended Learning" and includes sections for Focus Question, Objectives, Readings, This Week's Chapter, Highlights, and Reading Reaction.

Week 01 Activities

[Course Home](#) | [Schedule](#) | [Learning Activities](#) | [DIY Tasks](#) | [Readings](#) | [Blogging](#) | [Badges](#) | [Real Time Sessions/Archive](#) | [Stories](#)

Week 01 | [Week 02](#) | [Week 03](#) | [Week 04](#) | [Week 05](#)

Understanding Blended Learning

Focus Question

What will *my blend* be?

Objectives

After completing all of this week's activities, you should be able to:

- Identify the general benefits of blended learning
- Recognize a range of implementation options possible in developing blended learning courses
- Articulate design plans for "blending" one of the courses you teach

Readings

If you haven't already done so, please [select the online/offline version of the BlendKit Reader](#) that is best for you. In addition to the individual chapter linked below, the complete reader is available as an ebook (epub or Kindle formats), pdf, or in HTML.

This Week's Chapter

[Chapter 1: Understanding Blended Learning](#) [html file; size=45b]

Highlights

If you're **pressed for time**, focus on the following excerpt from Chapter 1:

[Two Case Studies of Blended Learning Design](#)

Reading Reaction

Document your reaction to this week's reading in your blog or other public platform. If you are participating in BlendKit2015, you may enter your reaction in the [Reading Reaction: Chapter 01](#) activity in Canvas. Bloggers, if you want to earn a badge for this activity, please enter the **direct URL** to your blog posting in the [Week 01 Blog](#) activity in Canvas.

Week 01

The screenshot shows a course interface for 'Week 01: Understanding Blended Learning'. The interface includes a header bar with a green checkmark, a plus icon, and a settings icon. Below the header, there is a list of items. A green box with an arrow points to 'Week 01 Activities', which has a subtext 'must view the page'. A red box highlights a group of items: 'Reading Reaction: Chapter 01', 'Week 01 Blog', 'Week 01 Info Stream', 'Week 01 DIY Tasks', and 'Week 01 Webinar'. A green box with an arrow points to 'Week 01 Info Stream'. At the bottom, a green box with an arrow points to 'Week 01 Feedback Form'. The bottom of the screenshot shows the start of 'Week 02: Blended Interactions'.

Item	Due Date	Points	Status	Settings
Week 01 Activities			✓	⚙️
Reading Reaction: Chapter 01	Mar 2	0 pts	✓	⚙️
Week 01 Blog	Mar 2	0 pts	👤	⚙️
Week 01 Info Stream	Mar 2	0 pts	✓	⚙️
Week 01 DIY Tasks	Mar 2	0 pts	✓	⚙️
Week 01 Webinar	Mar 2	0 pts	✓	⚙️
Week 01 Feedback Form			✓	⚙️

EDUCAUSE Badge/Certificate

To receive the Badge/Certificate:

- Earn the BlendKit Completion Badge
- Submit Portfolio
- Pass portfolio submission
- Pay small fee



You will receive:

- EDUCAUSE Badge
- Certificate

