

BLENDKITCOURSE



BlendKit2015 Week 01 Webinar

Understanding Blended Learning

Poll: http://bit.ly/blendkit2015_poll1

Week 01 Webinar

- Hosts:
 - Sue Bauer
 - Dr. Rohan Jowallah
- Assisting:
 - Jon Pizzo



Sue Bauer



Dr. Rohan Jowallah

Featured Images of the Week



edJobber
@edJobber



+ Follow

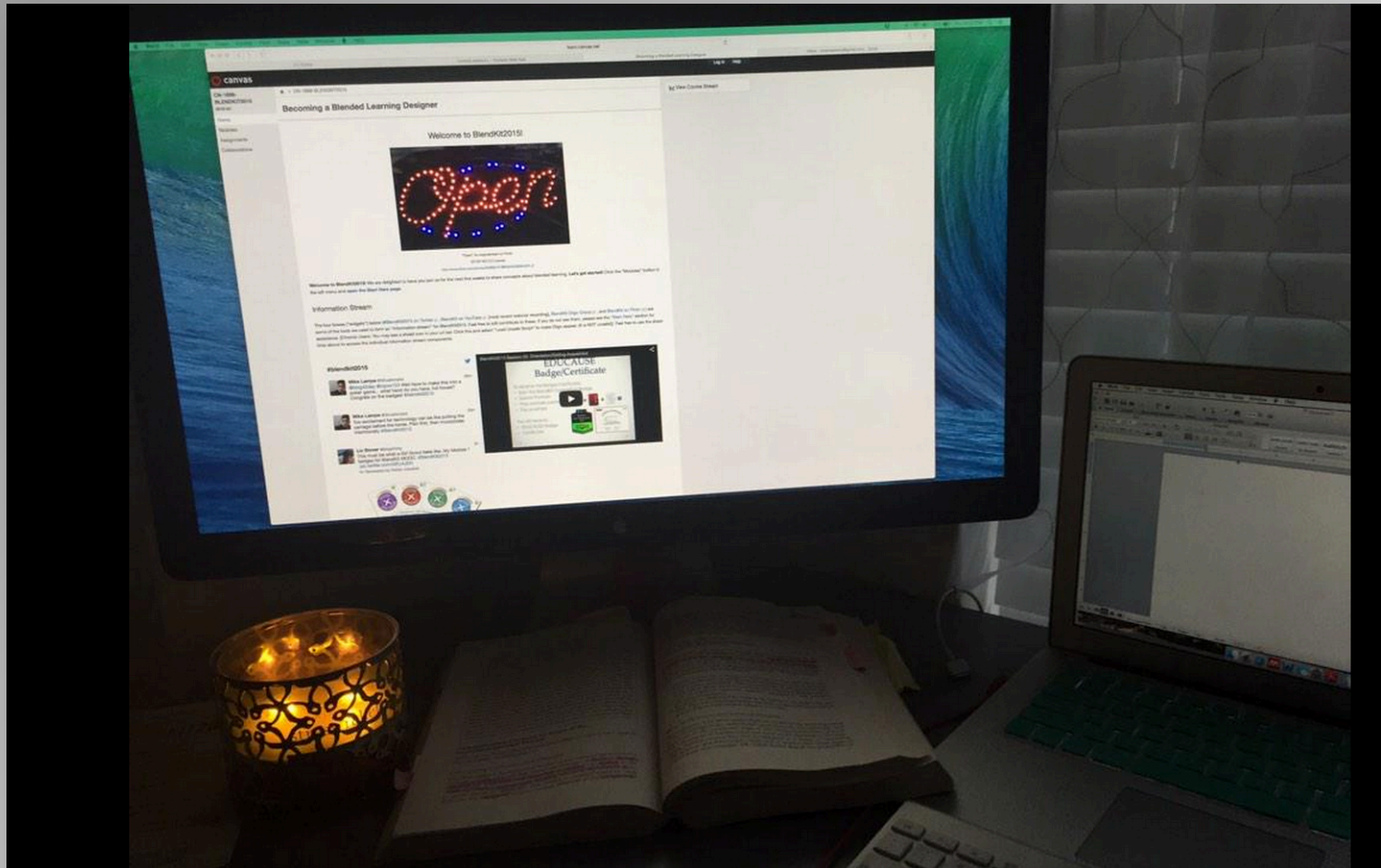
[#BlendKit2015](#)



10:34 PM - 28 Feb 2015



Featured Images of the Week



Jessica Levene @LeveneJessica · Feb 26
@kthompso #BlendKit2015 my peaceful workspace!



Featured Images of the Week



Elizabeth
Joyce

Credly member since February 2015

Settings

VIEW PROFILE

ACCOUNT SETTINGS

MY CREDIT

CONTACTS & LISTS



FOLLOWING

VERIFICATION

Earned (4)

Given (0)

PUBLIC



Elizabeth Joyce @ejoyce_unc · Feb 25

So, my badge collection is growing! There is still work to do! Game on! @barhamchristy @mbridges #BlendKit2015

Elizabeth Joyce



● Blendkit2015



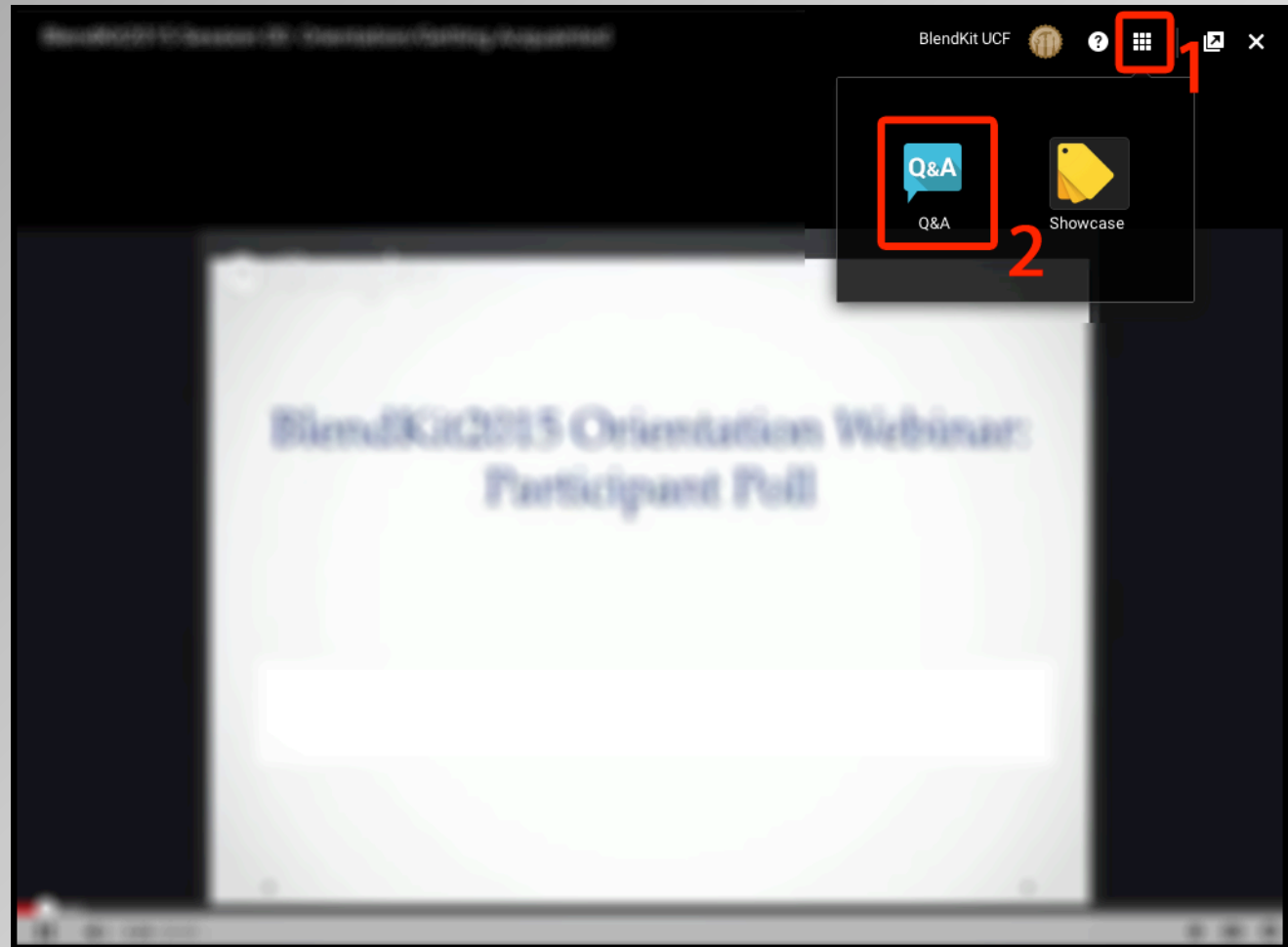
Polls

Poll: http://bit.ly/blendkit2015_poll1



Dr. Rohan Jowallah

More Questions



Dr. Rohan Jowallah

Guest Speakers



- Dr. Alisha Janowsky, University of Central Florida



- Dr. Dylan Barth, University of Wisconsin-Milwaukee

Question 1

If I move part of my course online, how can I make it clear to the students that they are expected to do pre-reading, or pre-class activities online in order to actively participate in deeper learning during face-to-face time?



Dr. Dylan Barth



**Dr. Alisha
Janowsky**

Question 2

Faculty that request help with instructional design may want to use tools that are inappropriate for the content (for a variety of reasons). What are the best methods to help them re-think how to present their content?



Dr. Dylan Barth



**Dr. Alisha
Janowsky**

Question 3

If I move part of my course online, and set assignments to be done online, how can I be reasonably certain that the work is done by my student?



Dr. Dylan Barth



**Dr. Alisha
Janowsky**

Question 4

What are the challenges of teaching a blended course and what are the best practices for dealing with these challenges?



Dr. Dylan Barth



**Dr. Alisha
Janowsky**

Question 5

How do students deal with change in the blended environment?



Dr. Dylan Barth



**Dr. Alisha
Janowsky**

Question 6

Has there been research showing what percentage of face to face and online component is needed to maximize the effectiveness of a blended course.

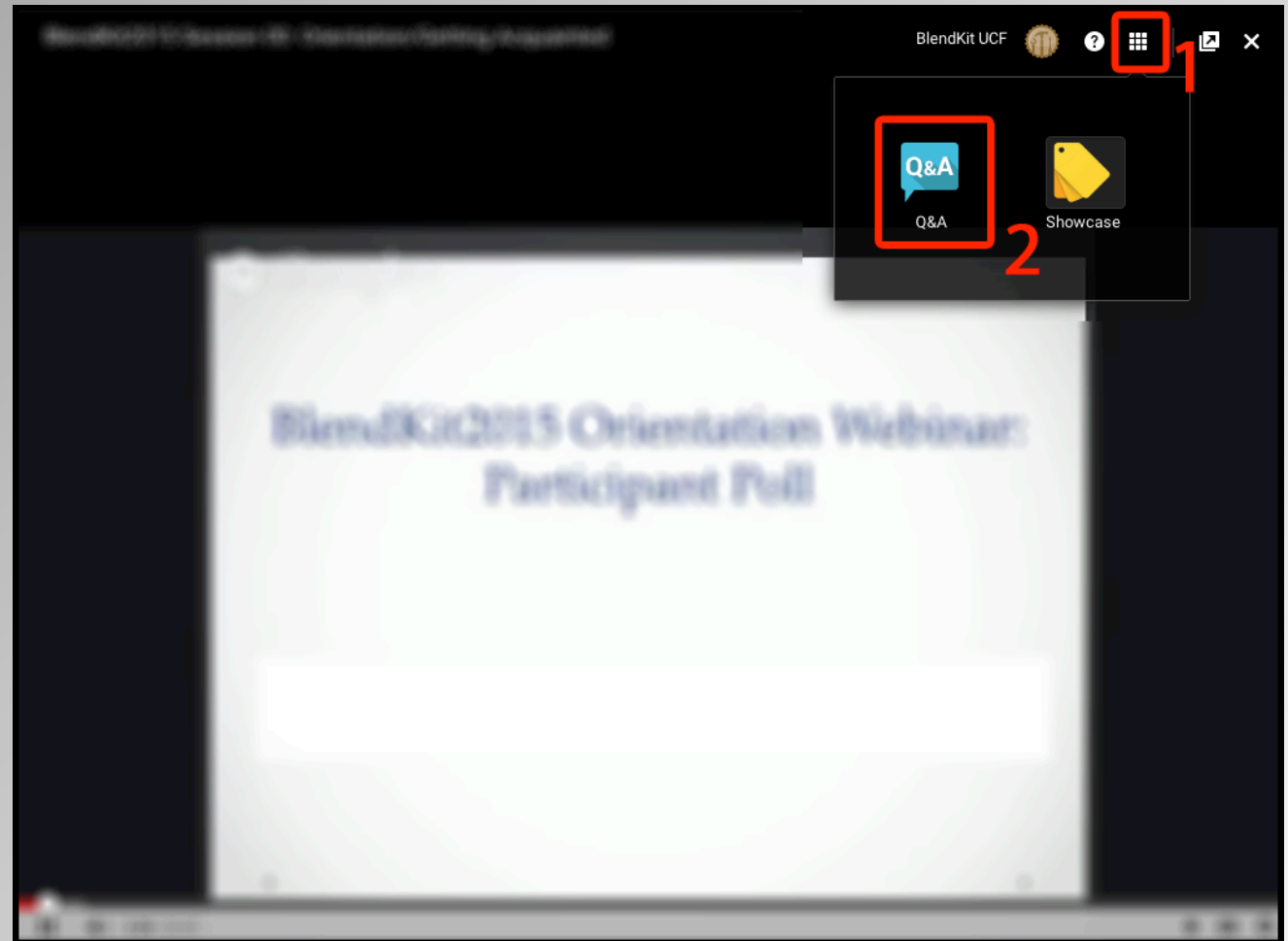


Dr. Dylan Barth



**Dr. Alisha
Janowsky**

Q & A



Sue Bauer

Weekly Modules

- Select Modules
- Navigate to current week and select Weekly Activities

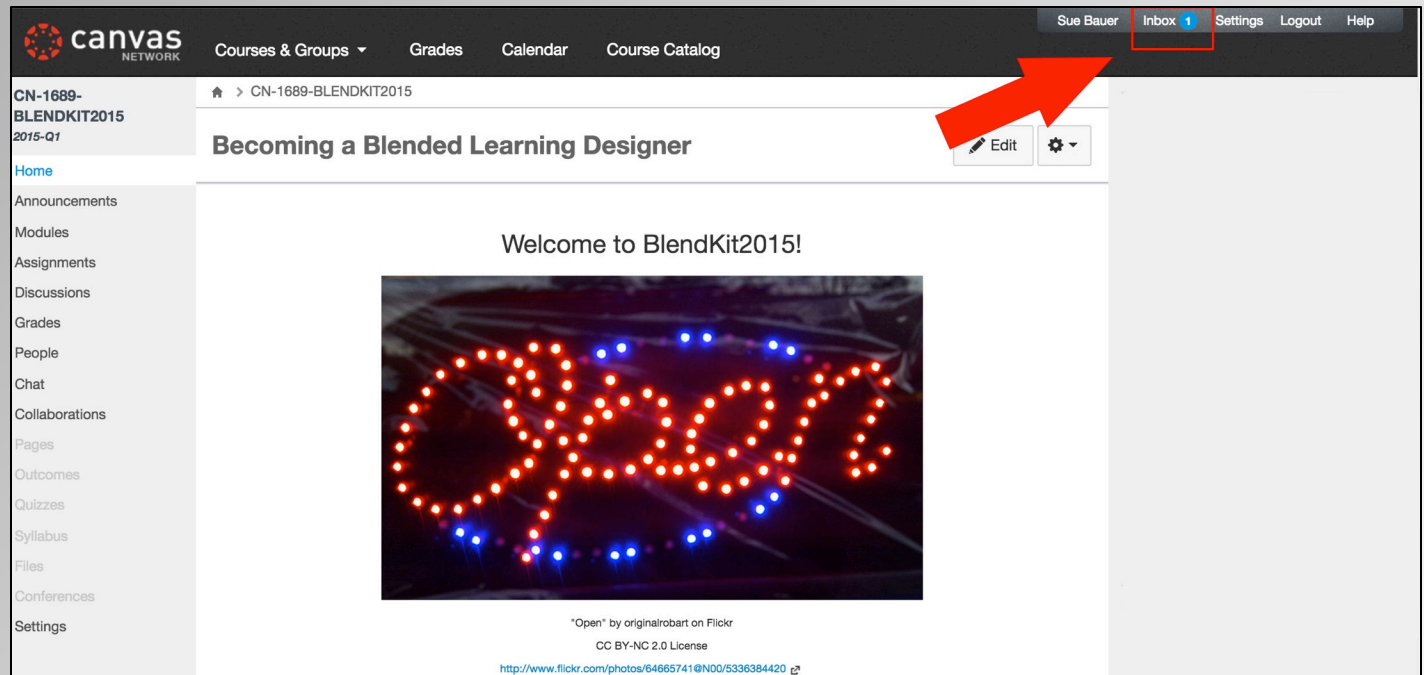
The screenshot shows the Canvas LMS interface for a course titled 'CN-1689-BLENDKIT2015 2015-Q1'. The left sidebar contains a list of navigation links: Home, Announcements, Modules (highlighted with a red box and labeled '1'), Assignments, Discussions, Grades, People, Chat, Collaborations, Pages, Outcomes, Quizzes, Syllabus, and Files. The main content area displays the 'Week 01: Understanding Blended Learning' section. Within this section, the 'Week 01 Activities' link is highlighted with a red box and labeled '2'. Below this link, a list of activities is shown, including 'Reading Reaction: Chapter 01', 'Week 01 Blog', 'Week 01 Info Stream', 'Week 01 DIY Tasks', 'Week 01 Webinar', and 'Week 01 Feedback Form'. Each activity has a date of 'Mar 2', a status of '0 pts', and a green checkmark indicating completion. The top navigation bar includes links for 'Courses & Groups', 'Grades', 'Calendar', and 'Course Catalog'. The top right corner shows the user's name 'Sue Bauer', an 'Inbox' with a notification count of '1', and links for 'Settings', 'Logout', and 'Help'.



Sue Bauer

Contact Us!

- Send message in Canvas
- Email at: blendkit@ucf.edu



Sue Bauer

Feedback

- What do I need to complete?
 - You level of participation is up to you!
 - Set your own expectations
- Readings: Modules for Week 1 and 2 are available
- Discussions – can create your own discussion topics
- Social networking – participation is up to you!



Sue Bauer

Feedback

- Most helpful: readings (90%), DIY (85%) and social media interactions
- Clarification of the badging and certificate options.
- Time to complete: 1-3 hours
- The DIY activities and templates were the most useful
- Grading. We are making progress.
- We now have 2212 participants!



Sue Bauer

Week 1 Feedback Form

<http://bit.ly/1BVxnJk>

(Or within Canvas under Modules>Week 1)



Sue Bauer

Modules> Week 02

- Select Modules
- Navigate to current week and select Weekly Activities

⋮ Week 02: Blended Interactions			✓
⋮	🔗 Week 02 Activities	must view the page	
⋮	📖 Reading Reaction: Chapter 02		Mar 9 0 pts
⋮	📖 Week 02 Blog		Mar 9 0 pts
⋮	📖 Week 02 Info Stream		Mar 9 0 pts
⋮	📖 Week 02 DIY Tasks		Mar 9 0 pts
⋮	📖 Week 02 Webinar		Mar 9 0 pts
⋮	🔗 Week 02 Feedback Form		



Sue Bauer

Next Week

- Topic: Blended Interactions
- Guest Speakers:
 - Dr. Laura Pasquini, University of North Texas
 - Dr. Leslee D'Amato-Kubiet, University of Central Florida,

Email: blendkit@ucf.edu



Sue Bauer

Have a great week!

Special thanks to today's guests...



- Dr. Alisha Janowsky, University of Central Florida



- Dr. Dylan Barth University of Wisconsin-Milwaukee