

BLENDKITCOURSE



BlendKit2015 Week 02 Webinar

Blended Interactions



Poll: http://bit.ly/blendkit2015_poll2

Week 02 Webinar

- Hosts:
 - Sue Bauer
 - Dr. Rohan Jowallah
- Assisting:
 - Jon Pizzo



Sue Bauer



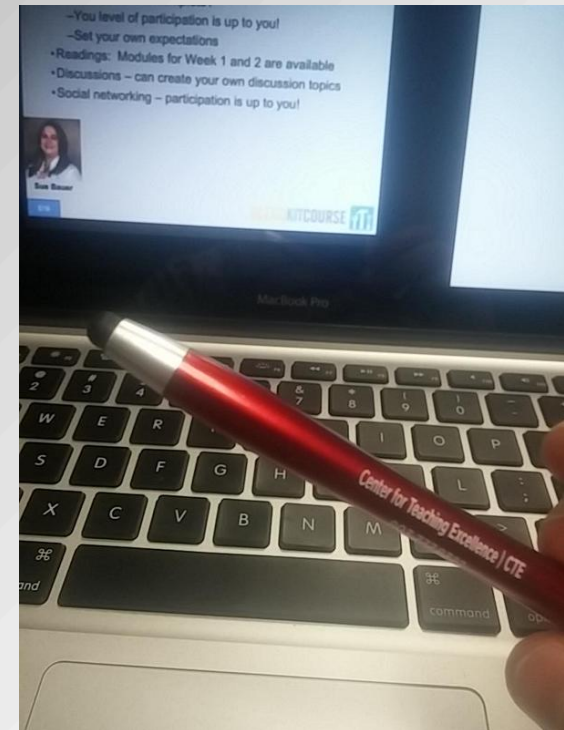
Dr. Rohan Jowallah

Featured Images of the Week



Sue Bauer

Courtesy of Mike Lampe



Autumm Caines @Autumm · Mar 2
Attending #blendkit2015 webinar with @SuzanneMarilley



**Courtesy of Autumm Caines
and Suzanne Marilley**



Featured Images of the Week



Sue Bauer

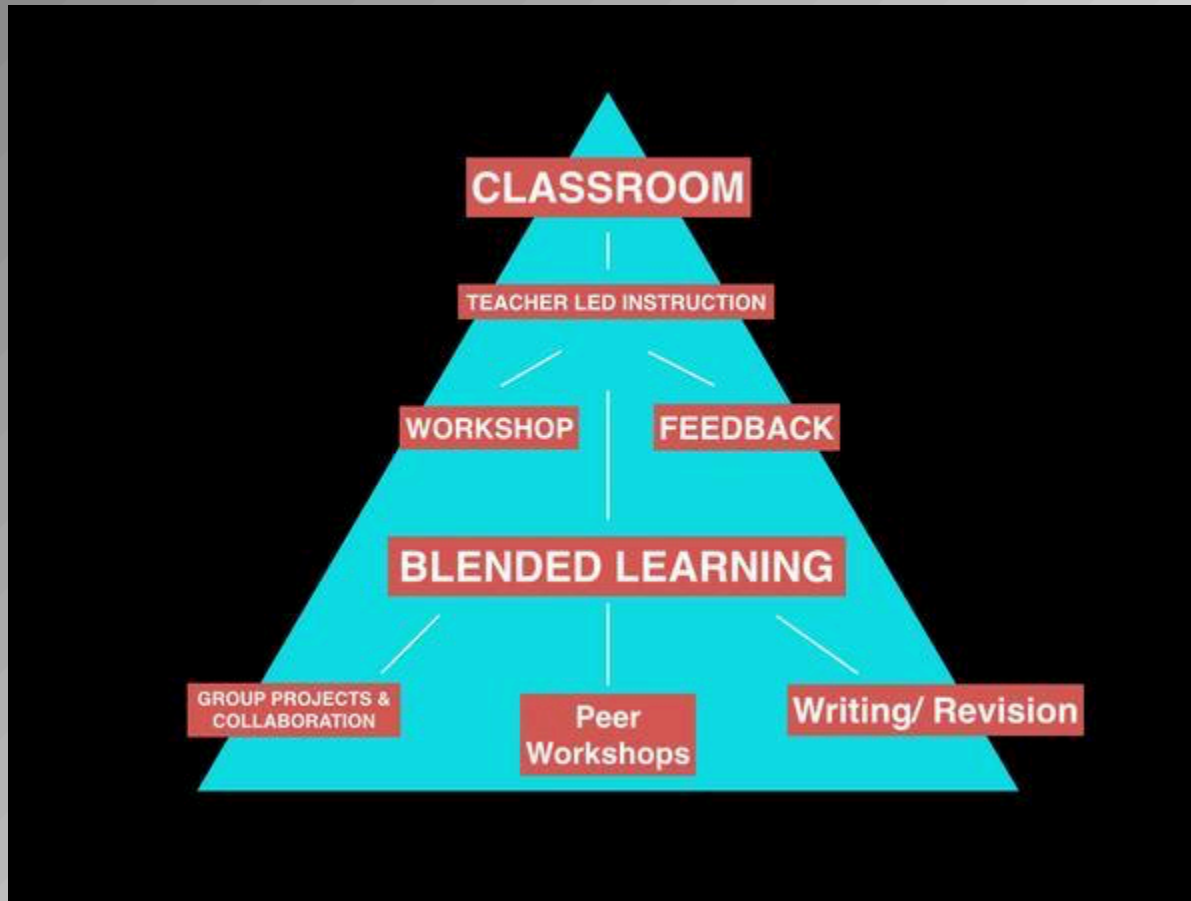


Courtesy of Cody Chakib (North Sea)

Featured Images of the Week



Sue Bauer



Courtesy of Christopher Ramsey

Featured Images of the Week



Sue Bauer



CIENCIA/TECNOLOGIA | A11
DIABIERNA 6 MAART 2015

'Blended learning' no ta un tablet of smartboard

Forma nobo di siña estudiante cu 'tin mas sentido'

ORANJESTAD - E forma di duna les ainda ta hopi tradicional na mayoria di e scolnan na Aruba: e docente ta para dilanti klas pa duna splicacion y e estudiante mester 'guli' esaki mas lihe posibel. Y hopi tempo tambe ta bay pa mantene orden den klas. 'Blended learning' ta un otro model didactico unda ta uza tecnologia digital, mas interactivo.

Y segun Remigio Rasmijn, docente na EPI, cu esaki e estudiante ta siña pa prome bi-aha na un forma cu tin mas sentido. Pasobra e docente por duna e estudiante e atencion cu e mester riba su nivel. Aworaki esaki ta dificil, pasobra ta falta docente, klasnan ta grandi y e modelo di duna les individual, riba e nivel di cada mucha den e mesun klas, no por haya den enseñanza 'normal'.

Montessori si ta un modelo

iti algo si e no por sigui e les asina lihe. "Locual hopi biaha ta crea frustracion cerca docentenan cu mester caba cu nan lesnan tambe den cierto periodo", asina sr. Rasmijn ta bisa. Cu 'blended learning' e mucha ta haya e contenido online, por sigui esaki online tambe y ora e tin pregunta, e ora e ta acerca e docente. Of e docente por mira online cu cierto studentenan ta keda atras y forma un grupo pa duna mas splicacion.

Tin e forma tambe di 'flipped classroom', unda e estudiante ta haci su huiswerk den klas y e splicacion, e les mes, ta sigui na cas. Por ehemplo por medio di un video riba YouTube. Pero segun sr. Rasmijn, e no sa si esaki ta algo pa Aruba, pasobra ta rekeri hopi responsabilidad y disciplina di e estudiante.

Motivacion

E docente mes a experimen-
ta tambe na EPI. Durante e



pa motibo di e idioma, e ta conta. Y esaki tabata un pregunta fei sala tambe: e material disponibel awor online di blended learning, mester ta

ta rekeri mas guia, pa traduci entre otro e terminologianan na Hulandes.

Software

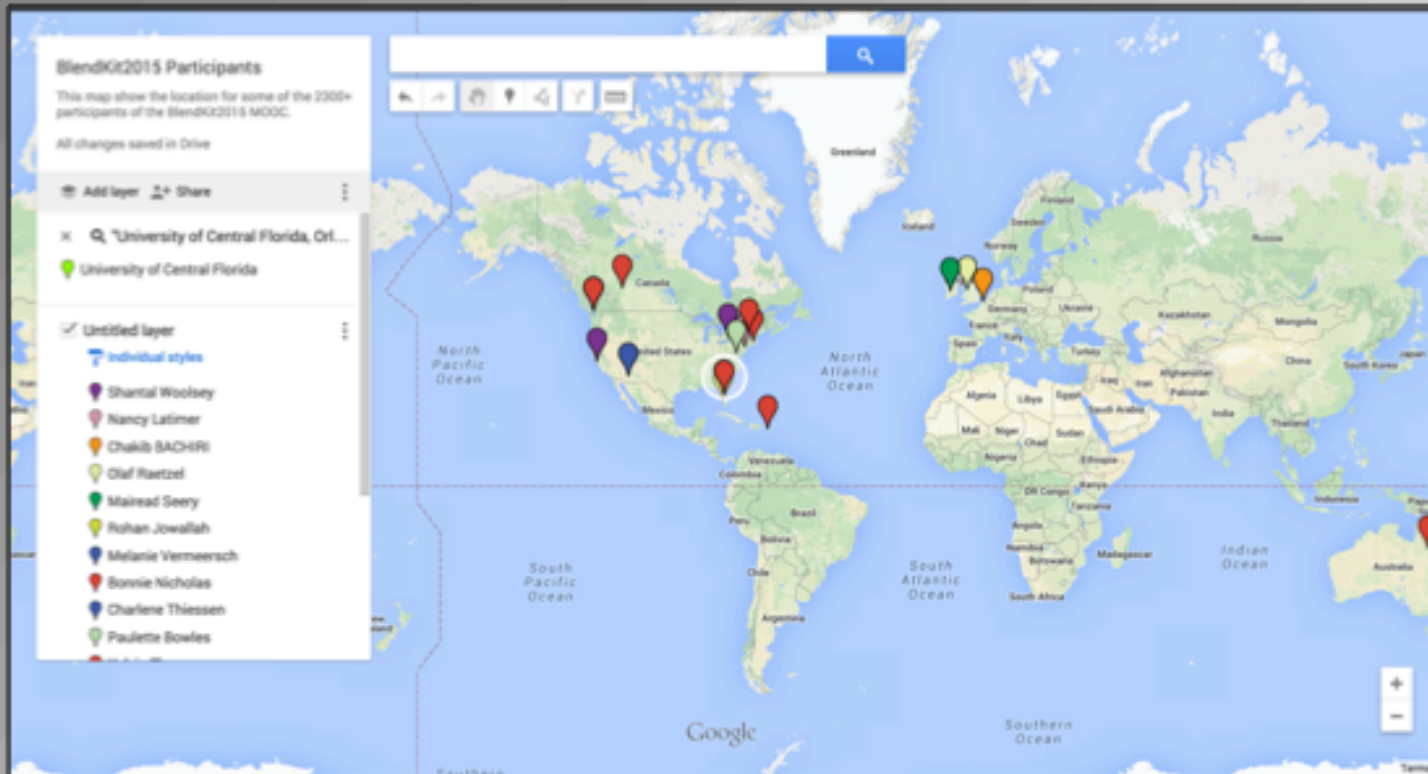
basta tempo awor. E ta haya cu esaki ta mehora e motivacion bou di e muchanan cu a lanta den un otro mundo. Y esaki ta stimula e difamanto

Courtesy of Remigio Rasmijn

BlendKit2015 Google Map



Sue Bauer



<http://bit.ly/18uMNXZ>



Poll



Sue Bauer

Poll: http://bit.ly/blendkit2015_poll2

Poll 01 In my blended course, I believe student interaction will be:

Poll 02 In my blended course, I plan to foster student-to-instructor interaction using

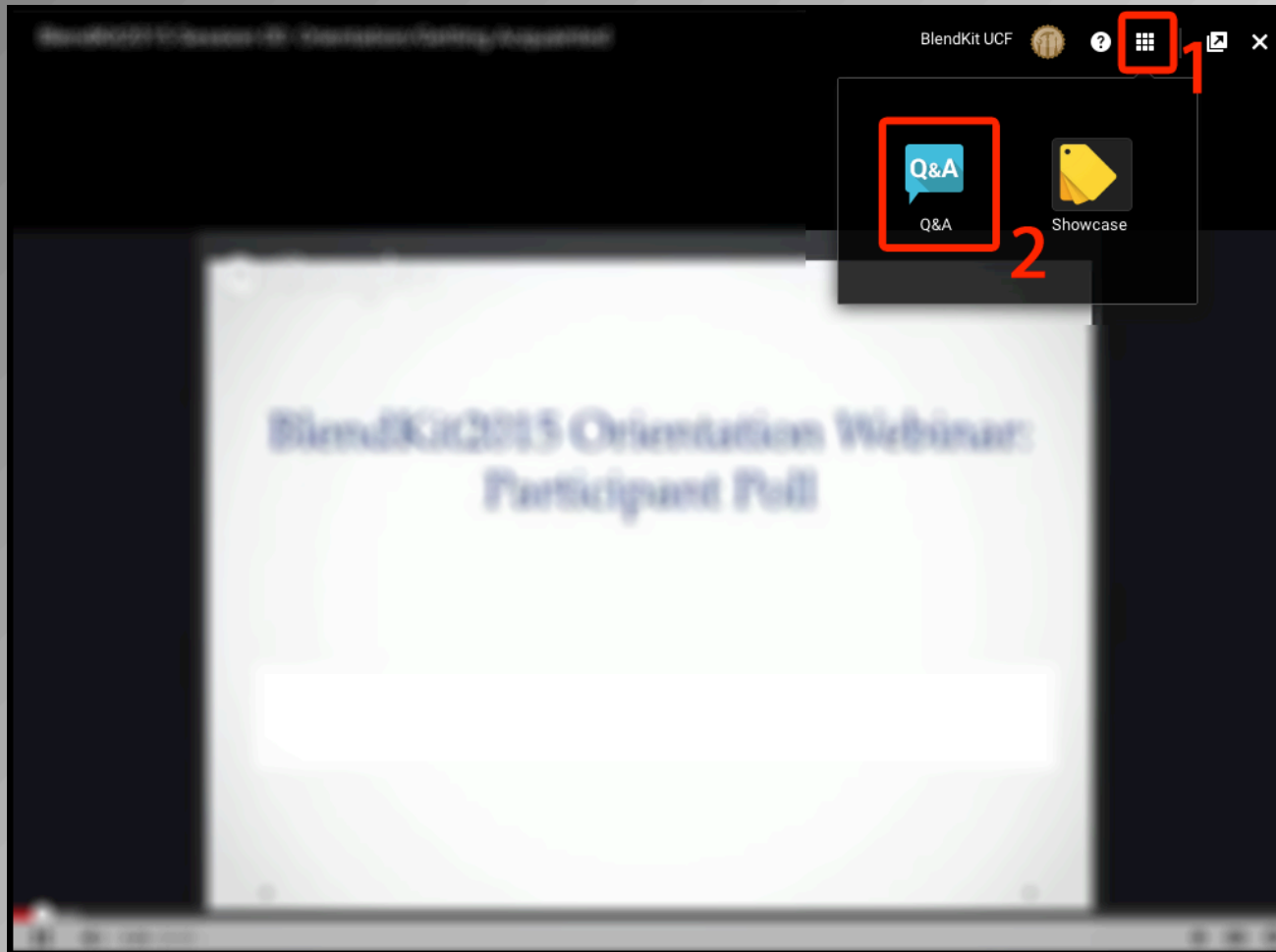
Poll 03 In my blended course, I plan to foster student-to-student interaction using



More Questions



Sue Bauer



Guest Speakers



Dr. Laura A. Pasquini, University of North Texas



Dr. Leslee D'Amato-Kubiet,
University of Central Florida

Question 1



Dr. Leslee D'Amato-Kubiet



Dr. Laura A. Pasquini

What are some best practices to generate high levels of student to student support? How does one put some of the burden for performance support into a peer-support model where they help each other? Does badging for this coaching help? What are some things to avoid (like competition)?

Question 2



Dr. Leslee D'Amato-Kubiet



Dr. Laura A. Pasquini

- How can I know for certain that my students are comfortable in an e learning environment. If I sense that some of them are just not so comfortable, how can I address their concerns while maximizing the electronic components of my hybrid course? And promote online interaction?
- Every student has a different level of comfort with self-expression in a course environment. What are some strategies for eliciting student expression in a blended course design?

Question 3



Dr. Leslee D'Amato-Kubiet



Dr. Laura A. Pasquini

- In which aspects should you pay attention as a teacher to determine which technological tools work best looking for minimal or guided learning? What skills should have the teacher to decide what role (atelier, concierge, curatorial, etc.) taken with their students?
- Does class size influence your decisions and expectations for student-to-student and student-to-instructor interactions?

Question 4



Dr. Leslee D'Amato-Kubiet



Dr. Laura A. Pasquini

Student-to-Instructor Interactions - Is it “bad” to have canned comments and replies for grade feedback, discussion posts, and course mail?

Question 5



Dr. Leslee D'Amato-Kubiet



Dr. Laura A. Pasquini

As a K-12 administrator, I have concerns that the mastery model that blended learning requires will be embedded at our level but not translate to higher ed. Can you give your thoughts?

Question 6



Dr. Leslee D'Amato-Kubiet



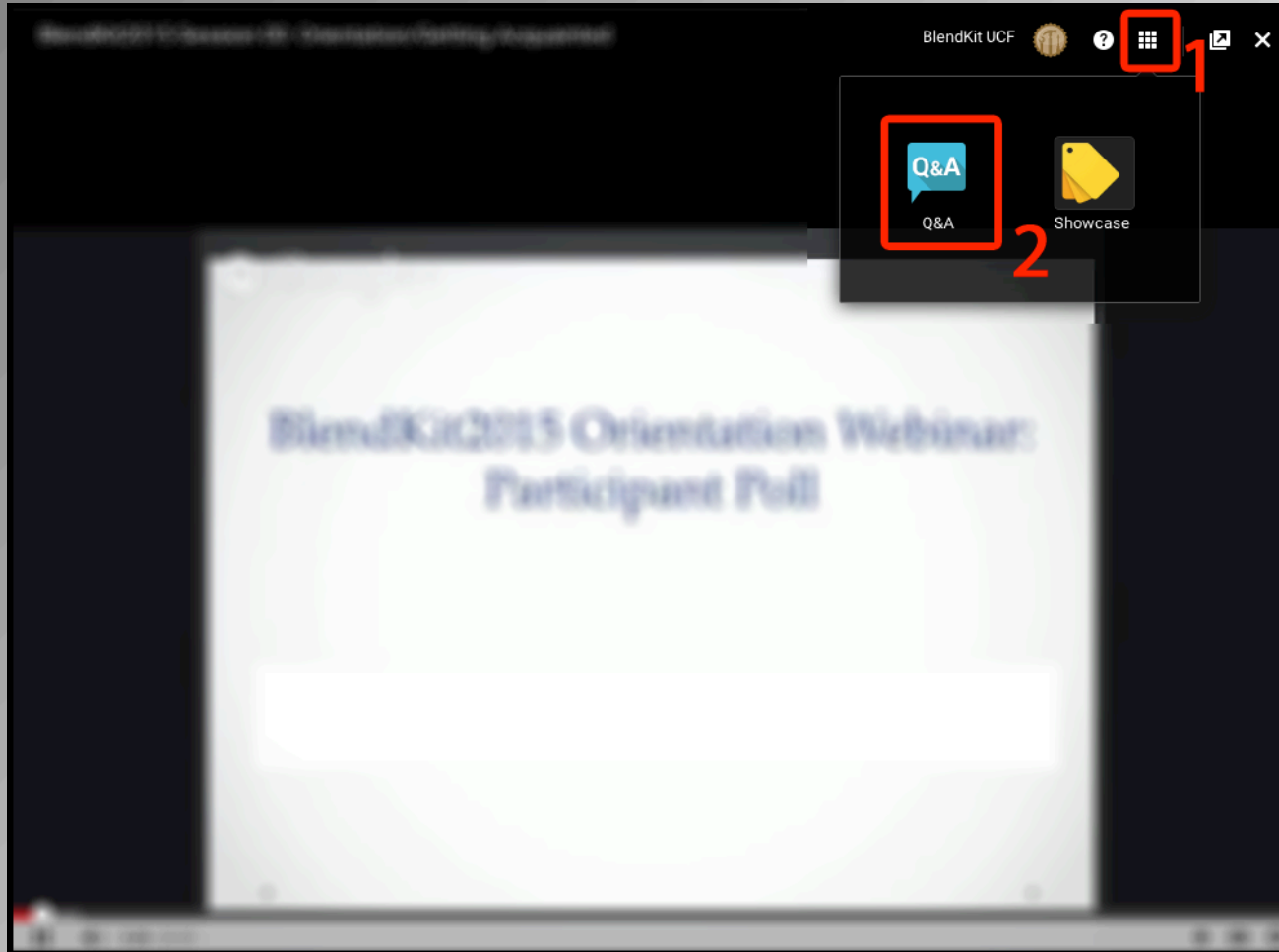
Dr. Laura A. Pasquini

In classroom-based education at typical liberal arts universities, students have the opportunity to engage in real-time discussion about ideas as well as share and critique work such as art and dance, subjects that may not lend themselves to blended learning. While the advent of blended or online education is making education available to more people who couldn't access it before, we are also losing something in the face-to-face interactions. Do you see the ability to develop tools to bridge this gap or might we change the nature of higher education as online education and MOOCs gain a greater foothold?

Q & A



Dr. Rohan Jowallah



Weekly Modules



Dr. Rohan Jowallah

- Select Modules
- Navigate to current week and select Weekly Activities

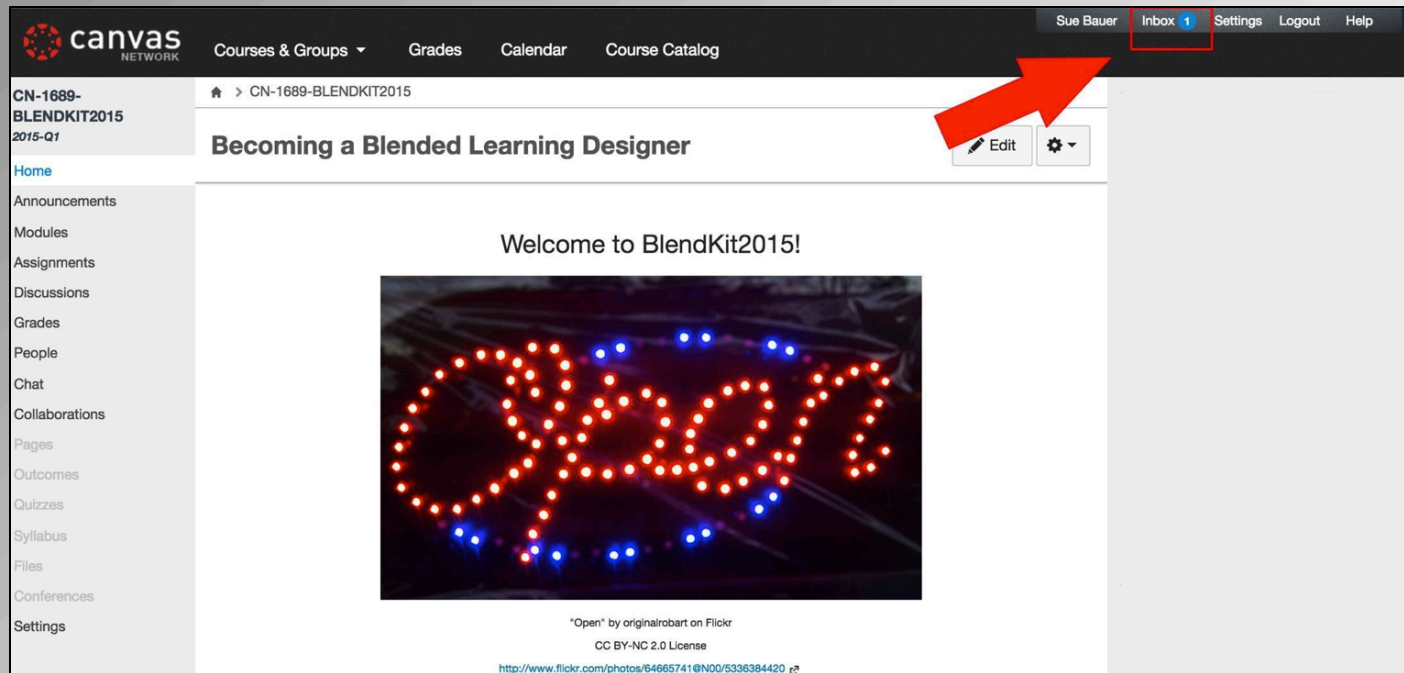
The screenshot shows the Canvas LMS interface for the course 'CN-1689-BLENDKIT2015 2015-Q1'. The top navigation bar includes links for 'Courses & Groups', 'Grades', 'Calendar', and 'Course Catalog'. The sidebar on the left contains a list of navigation links: 'Home', 'Announcements', 'Modules' (highlighted with a red box and labeled 1), 'Assignments', 'Discussions', 'Grades', 'People', 'Chat', 'Collaborations', 'Pages', 'Outcomes', 'Quizzes', 'Syllabus', and 'Files'. The main content area displays the 'Week 01: Understanding Blended Learning' section. A red arrow labeled 2 points to the 'Week 01 Activities' link, which is also highlighted with a red box. Below this link, a list of activities is shown, including 'Reading Reaction: Chapter 01', 'Week 01 Blog', 'Week 01 Info Stream', 'Week 01 DIY Tasks', 'Week 01 Webinar', and 'Week 01 Feedback Form'. Each activity has a status indicator (green checkmark) and a settings icon (gear).

Contact Us!

- Send message in Canvas
- Email at: blendkit@ucf.edu



Dr. Rohan Jowallah





Dr. Rohan Jowallah

Sloan-C has Blended Learning Conference and Workshop

**July 7-8, 2015 · Sheraton Denver
Downtown - Denver, CO**

Feedback



Dr. Rohan Jowallah

- What do I need to complete?
 - Your level of participation is up to you!
 - Set your own expectations
- Readings: Modules for Week 3 and 4 are available
- Discussions – can create your own discussion topics
- Social networking – participation is up to you!

Week 2 Feedback Form



Dr. Rohan Jowallah

<http://bit.ly/1BVxnJk>

(Or within Canvas under Modules>Week 1)

Feedback



Dr. Rohan Jowallah

- Engagement:
- Time to complete: 1-3 hours
- The DIY activities and templates were the most useful
- Grading. We are making progress (incomplete/complete)
- We now have 2345 participants!

Next Week



Dr. Rohan Jowallah

- Topic: Blended Assessments of Learning
- Guest Speakers:
 - Dr. Alisha Janowsky, University of Central Florida
 - Dr. Paige McDonald, George Washington University

Email: blendkit@ucf.edu

Modules> Week 03



Dr. Rohan Jowallah

- Select Modules
- Navigate to current week and select Weekly Activities

The screenshot shows a user interface for a course module. At the top, there is a green header bar with the text "Week 03: Blended Assessments of Learning". Below this, there is a list of activities. Each activity row includes a link icon, the activity name, a date and points status, a green checkmark, and a settings gear icon. The activities listed are:

Activity	Date / Points	Status
Week 03 Activities	must view the page	✓
Reading Reaction: Chapter 03	Mar 16 0 pts	✓
Week 03 Blog	Mar 16 0 pts	✓
Week 03 Info Stream	Mar 16 0 pts	✓
Week 03 DIY Tasks	Mar 16 0 pts	✓
Week 03 Webinar	Mar 16 0 pts	✓
Week 03 Feedback Form		✓

Have a Great Week!

Special thanks to today's guests...



Dr. Laura A. Pasquini, University of North Texas



Dr. Leslee D'Amato-Kubiet, University of Central Florida